





Case B (175)

Casing for secure wired connection of Ajax devices.

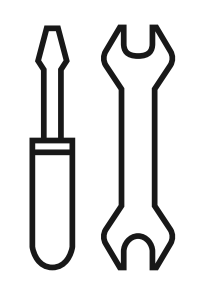


Safe and quick connection with compatible devices

Install Ajax devices using Case. Choose the casing size with the required slot number depending on the number of products to be installed. Run cables and secure the devices in the simplest way. Quick and reliable fastening using durable latches and non-falling screws.



This is a two-slot casing. There are alternative-sized casings available for different device combinations.



Easy installation and maintenance

- Pre-installed tamper to detect the lid opening and alert of detachment of the casing from the surface
- Mounting holes placed at different angles and pre-installed spirit level to set the casing horizontally
- Perforated zones and fasteners for easy cable routing and management
- Multiple use – even after dismantling and changing device configuration
- Lid and device fixing in two positions – errors are excluded
- All mountings are included – PRO does not need to take an additional mount to the facility

Compatibility	Installation	Technical specifications	Complete set
<p>Case B (175) is a two-slot casing.</p> <p>Compatible devices LineSplit Fibra LineProtect Fibra MultiRelay Fibra</p>	<p>Operating temperature range from -10°C to +40°C</p> <p>Operating humidity up to 75%</p>	<p>Colour white, black</p> <p>Dimensions 175 × 225 × 57 mm</p> <p>Weight 414 g</p>	<p>Case B (175) Installation kit Quick start guide</p>



Find the detailed information on the product at the link:
ajax.systems/products/case/

- ✉ support@ajax.systems
- 📍 @AjaxSystemsSupport_Bot
- 🌐 ajax.systems