

RA2 Select Lamp Dimmer

RA2 Select lamp dimmers are simple to install and easy to use. Lamp dimmers allow floor and table lamps to be added to a system quickly and easily using Clear Connect RF Technology. They can conveniently be hidden behind furniture.

RA2 Select lamp dimmers use Lutron patented Clear Connect RF technology which provides reliable, wireless communication with other RA2 Select devices. Each lamp dimmer can be controlled individually using a Pico wireless control. Using a RA2 Select main repeater allows devices to be part of a whole house solution that can be controlled remotely from anywhere in the world.



Features

- The lamp dimmer is trailing-edge capable of 1 W minimum load and up to 150 W or 1 A maximum of LED and 200 W of incandescent or halogen loads.
- Allows remote control from anywhere in the space when paired with Pico wireless controls.
- When used with the RA2 Select main repeater, the lamp dimmer can be programmed via the Lutron App* to incorporate lighting scenes and schedule daily events. Also, the lamp dimmer can be controlled from anywhere in the world.
- To maximize energy savings and provide hands-free operation, the lamp dimmer can be turned on/off automatically via Radio Powr Savr occupancy/vacancy sensors.

Model Number	Frequency	Country/Region
RRK-P20-240G-XX**	868 MHz	UK, UAE
RRK-P20-240F-XX	868 MHz	EU
RRQ-P20-240G-XX	434 MHz Limited	Hong Kong

* The Lutron app is required for setup and use with the RA2 Select main repeater. The Lutron app is compatible with iOS® devices version 8.0 or later and Android™ devices version 4.0 or later.

** See **Colors** on page 6.

RA2 Select Lamp Dimmer

Specifications

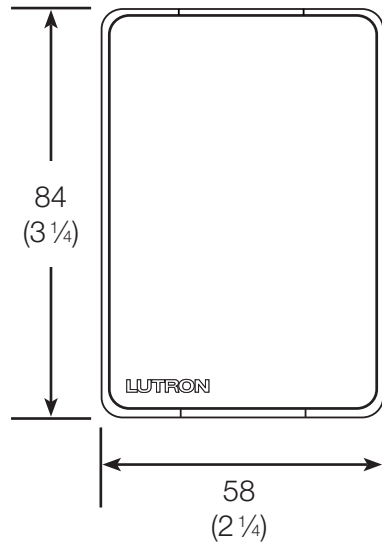
Power	220–240 V~ 50/60 Hz
Typical Power Consumption	< 0.5 W Test conditions: Load and LED are off
Communication Frequency	868 MHz 434 MHz Limited
Regulatory Approvals	CE
Environment	Ambient operating temperature: 0 °C to 40 °C (32 °F to 104 °F), 0% to 90% humidity, non-condensing. Indoor use only.
Communications	RA2 Select plug-in modules communicate with the system through Radio Frequency (RF). They must be located within 18 m (60 ft) line-of-sight or 9 m (30 ft) through walls of a Pico wireless control, Radio Powr Savr sensor, or RA2 Select repeater.
ESD Protection	Tested to withstand electrostatic discharge without damage or memory loss, in accordance with IEC 61000-4-2.
Surge Protection	Tested to withstand surge voltages without damage or loss of operation, in accordance with IEEE C62.41-1991 Recommended Practice on Surge Voltages in Low-Voltage AC Power Circuits.
Power Failure	Power failure memory: should power be interrupted, the lamp dimmer will return to its previous state when power is restored.
Device Limits	Up to 100 devices (e.g., load controls, lamp dimmers, Pico wireless controls, Radio Powr Savr sensors, shades, and repeaters) are supported per system. The main repeater counts as one device and four locations are reserved for wireless repeaters. Note: Lamp dimmers have load type and capacity limits. For more information, see Load Capacity .
Warranty	www.lutron.com/TechnicalDocumentLibrary/Intl_Warranty.pdf
Regulatory Information	Rated IP20, Pollution Degree 2 Degree of protection against electric shock: Class II appliance Single-pole, single load Forced cooling is not required Rated Impulse Voltage: 2500 V Internal non-resettable Fuse Rating is 3.15 A/240 V~ Material Group IIIa 175<PTI<400 Glow Wire Level 1 Continuous Duty-type S1 LED load ratings derived from IEC 60669-1: 150 W with 9 A ² s inrush

RA2 Select Lamp Dimmer

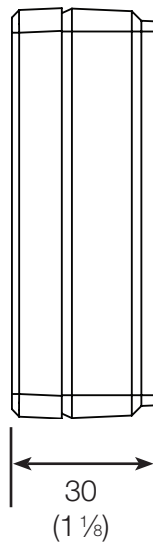
Dimensions

All dimensions are shown as: mm (in). Images below are for reference only.

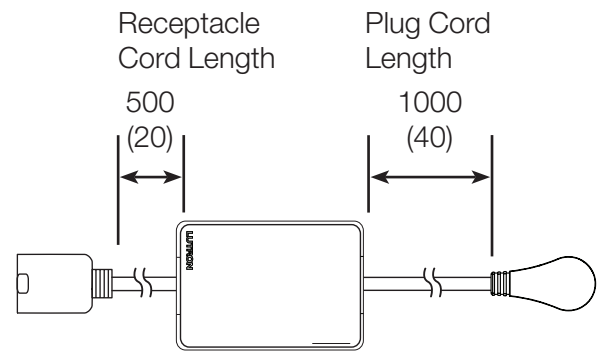
Front View



Side View



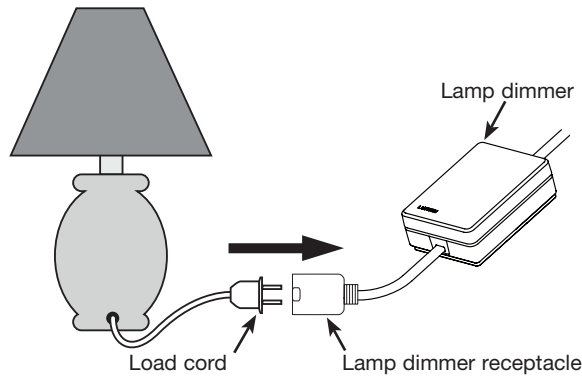
Cord Length



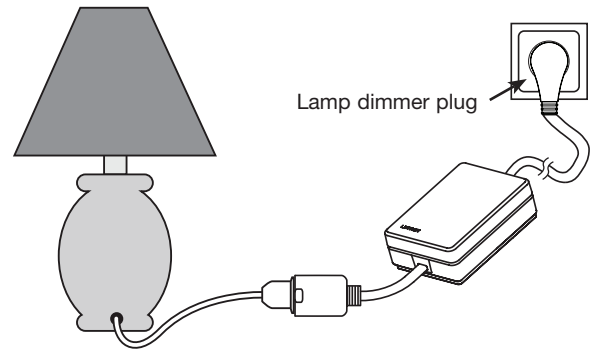
RA2 Select Lamp Dimmer

Installation



Plug the load cord into a lamp dimmer receptacle.



Insert the plug of the lamp dimmer into the wall outlet.



Load Capacity

Voltage	Load Types
220–240 V~ 50/60 Hz	1 A 200 W – Incandescent, halogen  1 A 150 W – LED* 

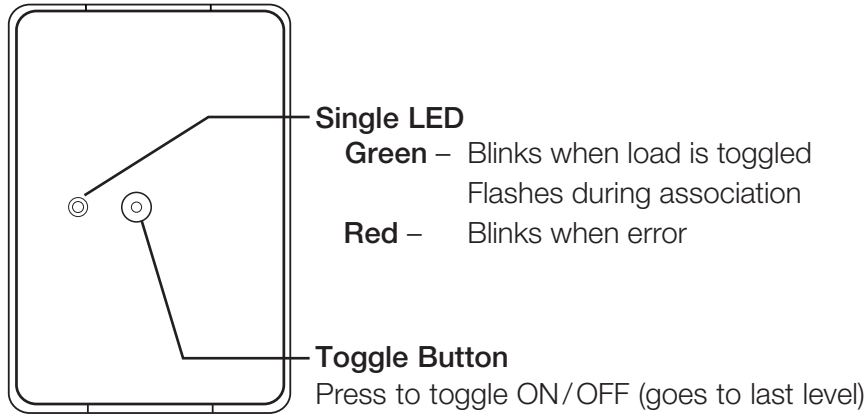
NOTE: The lamp dimmer is designed to dim one incandescent, LED, or tungsten halogen table or floor lamp. Use with lighting loads only. It is recommended to plug the lamp directly into the dimmer receptacle and not through a multi-plug adaptor, power strip, or extension cord. Do not use to control a lamp that contains an integral dimmer or a touch lamp. For a lamp with an integral 3-way switch, the switch should be set to full on position. The lamp dimmer may not work with dioded light bulbs. Always use a load that complies with the **Load Capacity** table above. Always use a light bulb that remains within the wattage rating of the light fixture. The lamp dimmer is compatible with trailing edge loads. Not rated for magnetic low-voltage (MLV) loads.

* LED Load Capacity: LED current ratings must be below 1 A. If no current rating is available, wattage must be below 150 W.

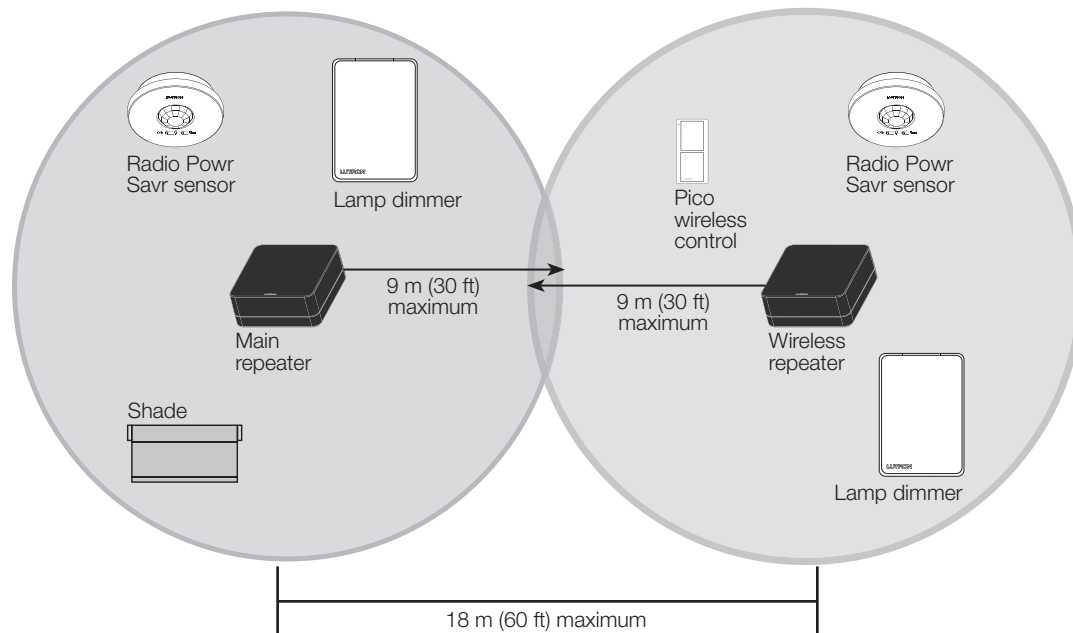
RA2 Select Lamp Dimmer

Operation

Lamp Dimmer



RF Range



All devices must be located within 9 m (30 ft) of a repeater. The range can be extended with up to four RA2 Select wireless repeaters (L_x-REPPRO).

RA2 Select Lamp Dimmer

Model Numbers

RR_x-P20-240_x-_{xx}

Frequency/
Channel Code

Plug Type Color

Frequency/Channel Code

K = 868 MHz

Q = 434 MHz Limited

Plug Type

G = Type G; UK; BS 1363

F = Type F; EU; Plug = CEE 7/7; Socket = CEE 7/3

Color

BL = Black

AW = Arctic White