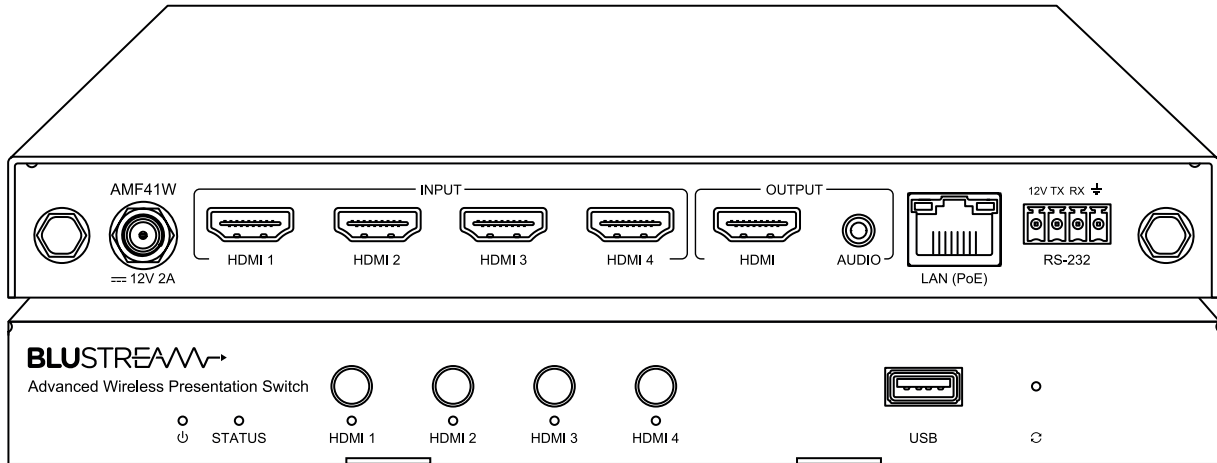


AMF41W

Quick Reference Guide



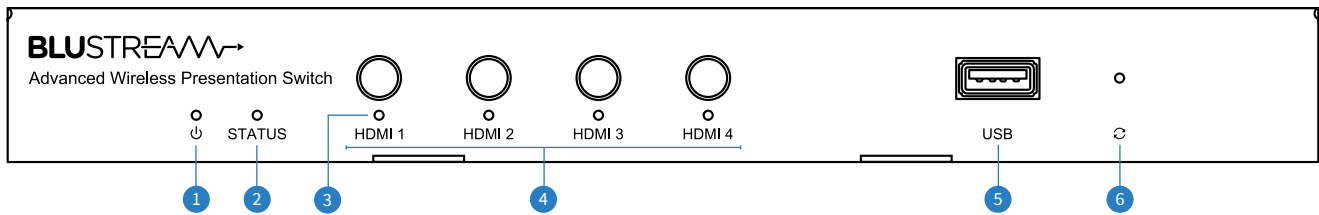
Introduction

The AMF41W is an advanced 4K multi-format presentation switch featuring 4 x HDMI, AirPlay and Miracast® inputs to a single HDMI output. The AMF41W provides enhanced features including localised 2.4/5G WIFI hotspot, seamless switching, multiview presentation, video scaling and Web GUI for control and configuration. The AMF41W also features auto display control via RS-232, manual or automated source selection and control via front panel, RS-232 and TCP/IP. The AMF41W is an ideal product for your boardroom, classroom or huddle-space application.

FEATURES:

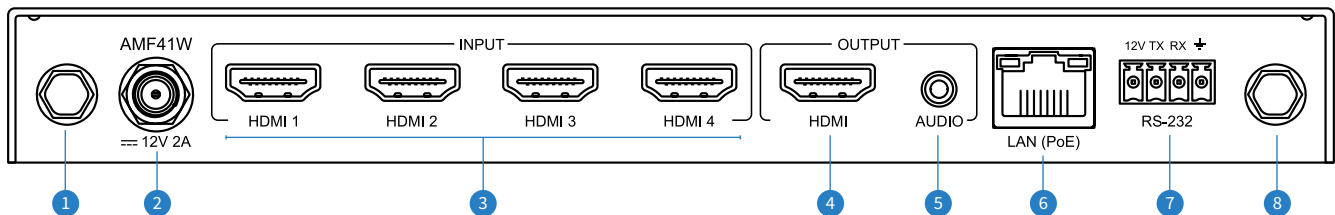
- Features 4 x HDMI, AirPlay and Miracast® inputs which can be switched to a single HDMI output
- Localised 2.4G/5G WiFi hotspot to host AirPlay and Miracast® local streaming to AMF41W
- Multiview presentation with up to 7 concurrent video signals and configurable screen layout
- Seamless switching of sources in both single or multiview mode
- In-built video scaler with output timing up to 4K 60Hz 4:4:4
- HDMI inputs support resolutions up to 4K 30Hz 4:4:4
- Supports AirPlay mirror and Miracast® point-to-point mode (up to 1080p)
- Audio breakout to analogue L/R audio
- LAN connection for integration to existing network infrastructures
- Auto display on / off feature allowing control of display via RS-232
- Web interface module for control and configuration of switch
- Control via front panel, RS-232 and TCP/IP with manual or auto source selection

Front Panel Description



- 1 Power LED Indicator - Illuminates when the device is powered on
- 2 Status LED Indicator - Illuminates when the device is outputting at least one source, flashes when the device is in standby mode, and turns off when the device is outputting the guide screen.
- 3 Input Selection LED - Illuminates when video is selected, flashes once a second when input video is available but not selected, or flashes once every two seconds when input is selected but no video is present
- 4 Input Selection Buttons - Short press to select/deselect the input signal between HDMI 1 to 4, long press to view video source in full screen mode.
- 5 USB Socket - Reserved for future use
- 6 Reset Button - Push and hold for 5 seconds to factory reset the device

Rear Panel Description



- 1 WiFi Antenna Connection 1 - Connect to supplied WiFi antenna
- 2 Power Port - Use included 12V/2A DC adaptor
- 3 HDMI Inputs 1-4 - Connect to HDMI source equipment
- 4 HDMI Output - Connect to HDMI display equipment
- 5 Analogue Audio Output - 3.5mm stereo analogue audio output to connect to external audio distribution equipment or amplifier
- 6 TCP/IP Port - RJ45 connector to connect to LAN for TCP/IP control of device and to access web GUI
- 7 RS-232 Port - 4-pin Phoenix connector for control of the Matrix from PC or 3rd party control processor, also includes a 12V/0.5A output pin to trigger local device
- 8 WiFi Antenna Connection 2 - Connect to supplied WiFi antenna

RS-232 Configuration

The RS-232 port is used for configuration and control of the device. The default RS-232 communication settings are:

Baud Rate: 57600

Data Bit: 8

Stop Bit: 1

Parity Bit: none

For a complete RS-232 command list please see the User Manual - available to download from the Blustream website.

Configuration and Web GUI Control

The AMF41W features an in-built Web GUI which is required for control and configuration of the device. This configuration includes features such as source EDID management, output scaler resolution, network / WiFi configuration and user control.

You can connect to the AMF41W either via hardwired LAN connection or via local WiFi hotspot.

Connecting via LAN:

By default this device is set to DHCP, however if a DHCP server (eg: network router) is not installed or you connect directly from your PC to the AMF41W, the IP address will revert to the below details:

Default **Username** is: **blustream** Default **Password** is: **1234** Default **IP Address** is: **192.168.0.200**

If the AMF41W is connected to a pre-existing network then it will be provided an IP Address via DHCP. There are several ways in which you can find the IP address of the device as follows:

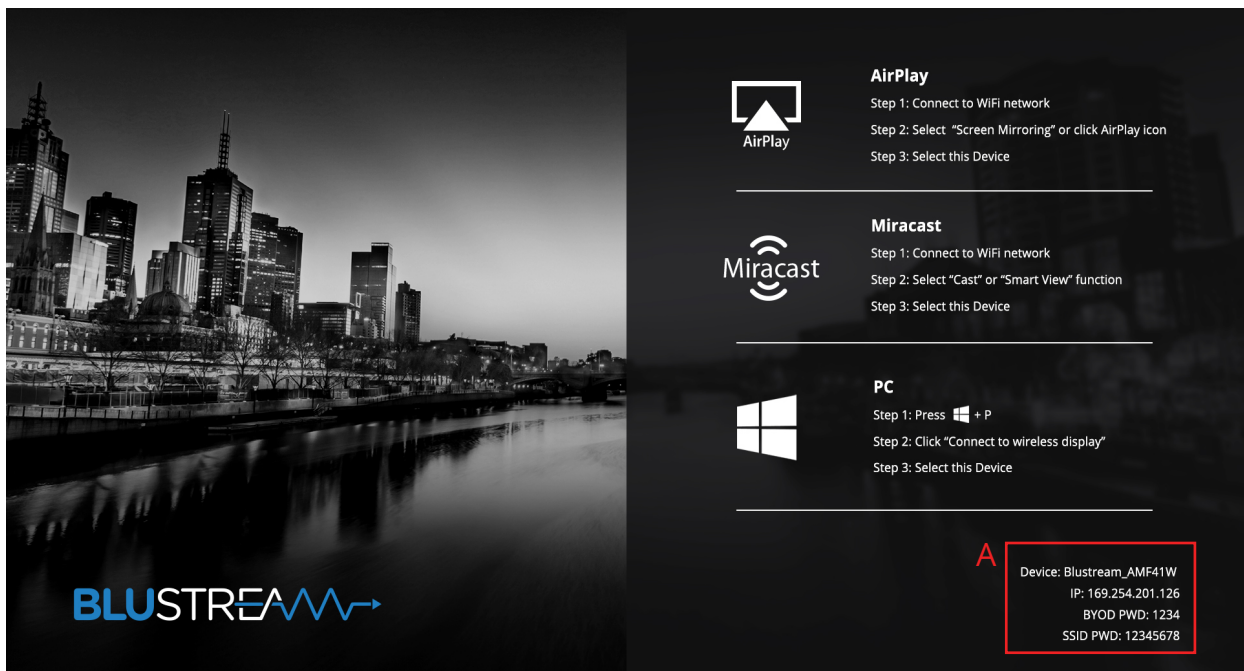
- The On Screen Display shows the IP address of the product in the lower right corner of the screen (item A in the image below).
- Via Serial RS-232, send the STATUS command to view status information of the AMF41W including IP address.
- Use a 3rd party IP scanning tool on your PC to find the IP address of the AMF41W.

Connecting via Local WiFi Hotspot:

This device can broadcast its own local WiFi hotspot which users can connect to in order to stream content to the device, or control and configure it. The default local WiFi hotspot settings are as follows:

Default **Device ID / SSID** is: **Blustream_AMF41W** Default **SSID Password** is: **12345678** Default **BYOD PIN** is: **1234**

It is also possible to disable the local WiFi hotspot and hardwire the AMF41W into a pre-existing data network. You would then use the pre-existing WiFi access points to connect to the network and communicate with the AMF41W.



BYOD (Bring Your Own Device) Connectivity

The on screen display shows a connection guide when no input devices (HDMI or BYOD) are being viewed. This illustrates how to connect your PC or smartphone (BYOD device) to the unit. There are various technologies utilized to ensure your smart device is capable of broadcasting a video to the AMF41W without any apps required. These are:

- AirPlay (Apple devices)
- Miracast®, SmartView or ScreenCast (Android devices)
- Wireless Display Sharing (Windows 10 devices)

For further information please see the AMF41W User Manual - available to download from the Blustream website.

Specifications

AMF41W

- **Video Input Connectors:** 4 x HDMI Type A, 19-pin, female
- **Video Output Connectors:** 1 x HDMI Type A, 19-pin, female
- **Audio Output Connectors:** 1 x 3.5mm stereo jack (2ch analogue audio)
- **RS-232 Serial Port:** 1 x 3-pin Phoenix connector
- **TCP/IP Control:** 1 x RJ45, female
- **USB Connector:** 1 x USB Type A, female
- **WiFi Antenna Connections:** 2 x SMA, female
- **Dimensions (W x H x D):** 215mm x 25mm x 141mm
- **Shipping Weight:** 1.5Kg
- **Operating Temperature:** 32°F to 113°F (0°C to +45°C)
- **Storage Temperature:** -4°F to 150°F (-25°C to +70°C)
- **Power Supply:** 12V/2A DC

NOTE: Specifications are subject to change without notice. Weights and dimensions are approximate.

Package Contents

AMF41W

- 1 x AMF41W
- 1 x 12V/2A DC Power Supply
- 1 x 4-pin Phoenix Connector (RS-232)
- 2 x Antenna
- 1 x Mounting Kit
- 1 x Quick Reference Guide

Certifications

FCC NOTICE

This equipment has been tested and found to comply with the limits for a Class B digital device, pursuant to part 15 of the FCC Rules. These limits are designed to provide reasonable protection against harmful interference in a residential installation. This equipment generates, uses, and can radiate radio frequency energy and, if not installed and used in accordance with the instructions, may cause harmful interference to radio communications. However, there is no guarantee that interference will not occur in a particular installation. If this equipment does cause harmful interference to radio or television reception, which can be determined by turning the equipment off and on, the user is encouraged to try to correct the interference by one or more of the following measures:

- Reorient or relocate the receiving antenna.
- Increase the separation between the equipment and receiver.
- Connect the equipment into an outlet on a circuit different from that to which the receiver is connected.
- Consult the dealer or an experienced radio/TV technician for help.

CAUTION - changes or modifications not expressly approved by the party responsible for compliance could void the user's authority to operate the equipment.

CANADA, INDUSTRY CANADA (IC) NOTICES

This Class B digital apparatus complies with Canadian ICES-003.

Operation is subject to the following two conditions: (1) this device may not cause interference, and (2) this device must accept any interference, including interference that may cause undesired operation of the device.

CORRECT DISPOSAL OF THIS PRODUCT

This marking indicates that this product should not be disposed with other household wastes. To prevent possible harm to the environment or human health from uncontrolled waste disposal, recycle it responsibly to promote the sustainable reuse of material resources. To return your used device, please use the return and collection systems or contact the retailer where the product was purchased. They can take this product for environmentally safe recycling.