

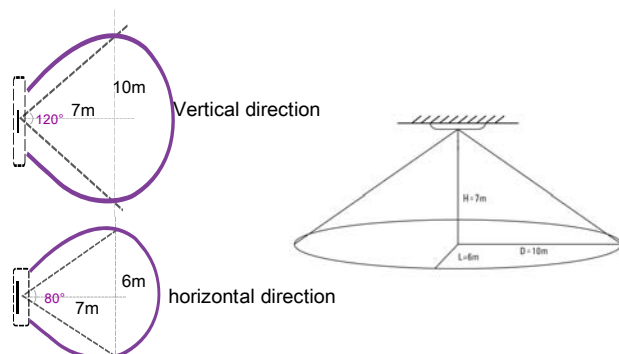
## Parameters

Electrical Parameters:	
Working voltage	DC12-30V
Power consumption	31mA/DC24V
Temperature detection range	-40°C~60°C
Illumination detection range	0~15000LUX
Humidity detection range	20~95%RH
Microwave detection range	H:7m D:10m L:6m
Environment Conditions:	
Working temperature	-40°C~+45°C
Working relative humidity	< 90%
Storage temperature	-20°C~+60°C
Storage relative humidity	< 93%
Approved:	
CE	
RoHS	
Product Information:	
Dimension	126mm×78mm×42mm
Weight	360g
Housing material	ABS, stainless steel
Installation	Screw fixation
Protection level	IP56

## HDL Buspro definition for cable

CAT5/CAT5E	HDL Buspro	HDL Buspro/KNX
Brown/Orange	DC24V	Red
Brown white/Orange white	COM	Black
Blue white/Green white	DATA-	White
Blue/Green	DATA+	Yellow

## Microwave Detection



## Overview



**HDL-MSOUT.4W** Outdoor sensor includes LUX sensor, microwave sensor, humidity sensor, temperature sensor, dry contact, universal switch. It can satisfy different requirement according to different logics. It supports HDL-Security mode.

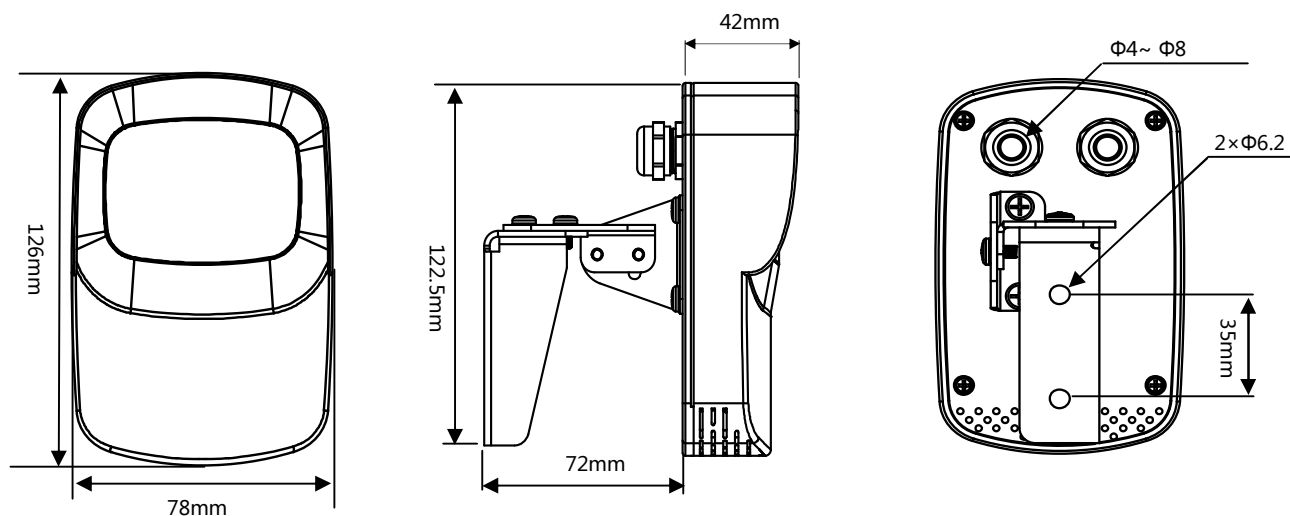
## Functions

- Built-in LUX sensor, microwave sensor, humidity sensor, temperature sensor, dry contact, universal switch.
- Two logical relations: OR, AND.
- It has 24 logic blocks. Both true logic and false logic can trigger the targets respectively. Each logic can set 20 targets.
- Adjustable microwave sensitivity, range is 1-100.
- Each logic supports trigger delay time from 0 to 3600s.
- The range of universal switch number in logic is 201-248, each logic has 2 universal switch numbers, universal switch can close automatically, the time range is 1-3600s.
- Tamper-proof function.
- Supports security function.
- Sensor has heating function. It can make sure that the circuits can work normally while the temperature is below -5°C.
- Supports online upgrading.

## Important Notes

- Buspro - CAT5E or HDL Buspro/KNX cable.
- Buspro connection - Series connection (hand-in-hand).
- Installation position- Outdoor.
- Check the connection, avoid any mistake.
- Keep it away from AC outlet and heat source.
- Avoid spurious triggering, when install the sensor, should fix the HDL Buspro cables.

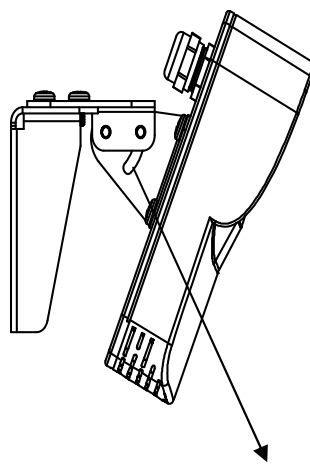
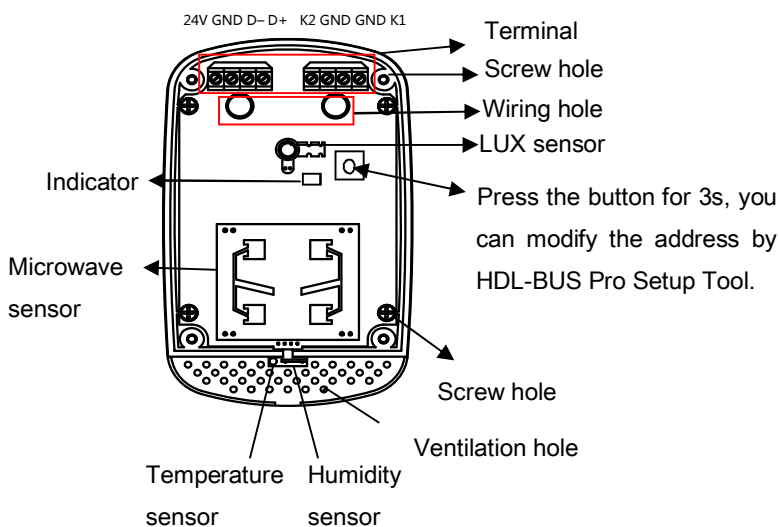
## Dimensions and wiring



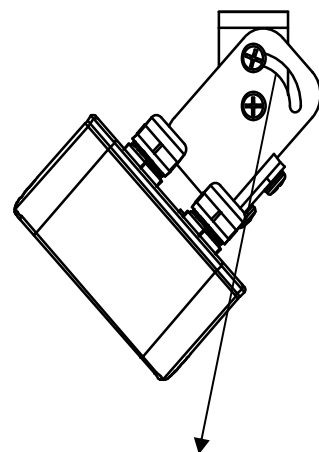
Front view

Side view

Back view



Adjustable range is  $\pm 25^\circ$



Adjustable range is  $\pm 45^\circ$

## Safety Precautions



- The screw down strength should not exceed 0.1Nm.
- Do not make wrong connection on Buspro interface, it will damage the Buspro interface of this module.
- Do not get AC power into Buspro wire, it will damage all devices in the system.
- Avoid contact with liquids or corrosive gases.

## Packing List

- HDL-MSOUT.4W \*1
- Datasheet \*1

