



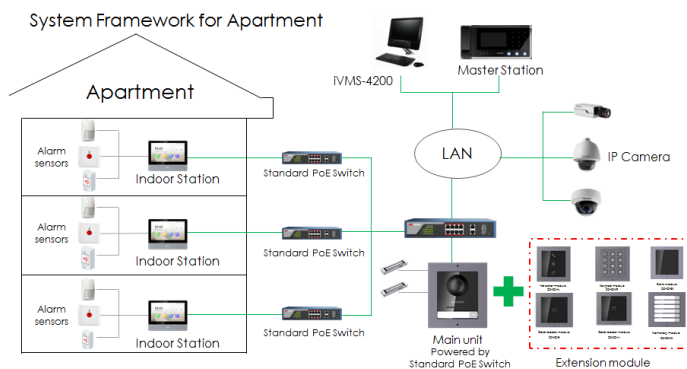
WEEE

2012/19/EU

### Key Feature

- Indicates the device status: calling, opening door and two-way audio
- Backlight compensation
- Easy to and extend

### Typical Application



### Approval

CE-EMC	<ul style="list-style-type: none"> <li>a. EN 55032:2015</li> <li>b. EN 61000-3-2:2014</li> <li>c. EN 61000-3-3:2013</li> <li>d. EN 50130-4:2011 +A1:2014</li> </ul>
CE-LVD	EN 60950-1:2006 + A11:2009 + A1:2010 + A12:2011 + A2:2013
CB	IEC 60950-1:2005 (Second Edition) + Am 1:2009 + Am 2:2013
C-TICK(EMC)	AS/NZS CISPR 32:2015
ROHS	2011/65/EU
REACH	Regulation (EC) No 1907/2006

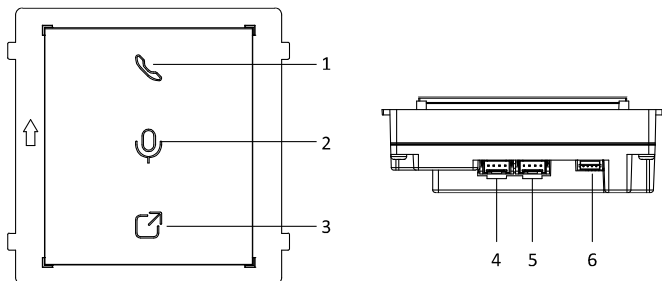
## Specification

System parameters	
Processor	Embedded MCU Processor
Interfaces	
Module-connecting	2 (1 input, 1 output)
Debug	1
General	
DIP switch	8
Power supply	12 VDC (powered by the other module)
Power output	12 VDC (powered for the other module)
Power consumption	≤ 2 W
Working temperature	-40° C to +55° C (-40° F to 131° F)
Working humidity	10% to 95%
IP protection level	IP65
Installation	Flush mounting, surface mounting
Dimension	98.5 mm × 100 mm × 33.7 mm (3.87" × 3.95" × 1.33")
Weight	326 g (with packaging) 165 g (without packaging)

## Available Model

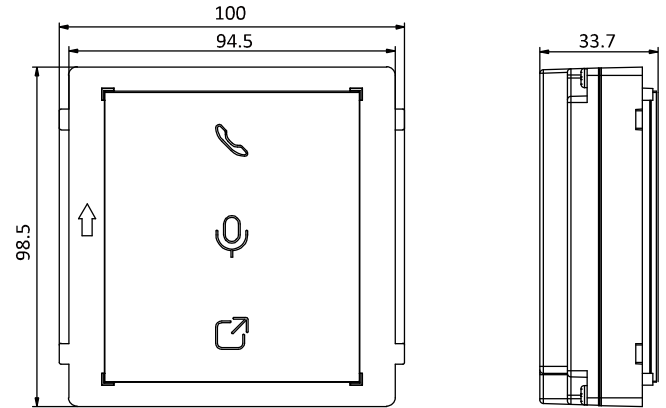
DS-KD-IN

## Appearance and Interface









No.	Description
1	Calling Indicator
2	Two-way Audio Indicator
3	Unlock Indicator
4	Module-connecting Interface (output)
5	Module-connecting Interface (input)
6	Debug Port

## Dimension



## Accessory

Optional	
	
DS-KD-ACF1/Plastic	DS-KD-ACF2/Plastic
	
DS-KD-ACF3/Plastic	DS-KD-ACW1
	
DS-KD-ACW2	DS-KD-ACW3

