

## Revolutionary Wireless Technology

Introducing airFiber®, a truly revolutionary Point-to-Point wireless platform from Ubiquiti Networks. Housed in a compact, highly efficient form factor, airFiber delivers amazing wireless gigabit+ performance, low latency, and long range. airFiber ushers in a new era in price-disruptive wireless technology ideal for carrier backhaul, building-to-building enterprise use, or public safety applications.

## Efficient by Design

Every detail of airFiber was designed and engineered by the Ubiquiti R&D Team. From the silicon chip up to the innovative split-antenna architecture, the Ubiquiti R&D Team created airFiber to deliver superior throughput with efficiency. airFiber was purpose-built to create a high performance backhaul.

## Plug and Play Deployment

Based on Ubiquiti's innovative and intuitive airOS®, the airFiber Configuration Interface enables quick deployment. With installation efficiency in mind, the mechanical design allows easy installation by one person. A two-person installation crew can effectively install and align an airFiber link.

To fine-tune the alignment, the received signal levels can be conveniently accessed via any of these methods:

- airFiber LED display
- airFiber Configuration Interface
- Audio tone feature

## Designed for Freedom

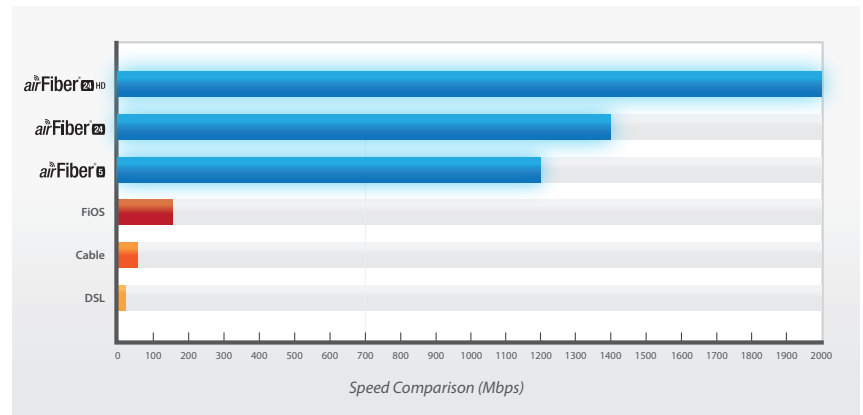
airFiber operates in worldwide, **license-free**, 24 or 5 GHz frequencies. Anyone around the world can purchase and operate airFiber without any special permits, paperwork, or added licensing costs. Users are free to locate, deploy, and operate airFiber practically anywhere they choose (subject to local country regulations).

Model	Description	Operating Frequency*
AF-5	Mid-band 5 GHz frequencies	5470 - 5950 MHz
AF-5U	High-band 5 GHz frequencies	5725 - 6200 MHz
AF-24/AF-24HD	24 GHz frequencies	24.05 - 24.25 GHz

\* Refer to the *Specifications* section for more information.

## Built for Speed and Range

airFiber delivers gigabit performance at 1.2+ Gbps for airFiber AF-5/AF-5U, 1.5+ Gbps for airFiber AF-24, and 2 Gbps for airFiber AF-24HD. To put this in perspective, airFiber can transmit a 100 MB file in less than a second. Rivaling common broadband providers, airFiber download speed is up to 100x faster. With speed and throughput surpassing conventional wired backhails, airFiber prevails over expensive and labor-intensive wired infrastructures.



airFiber is built for long-range use: up to 13+ km for airFiber AF-24, up to 20+ km for airFiber AF-24HD, and up to 100+ km for airFiber AF-5/AF-5U, which launches the innovative xtreme Range Technology (xRT™) feature.



airFiber backhails do not share the security risks associated with wired backhails. The long distances of wired backhails are vulnerable to copper theft, fiber optic damage, vandalism, and accidental breakage. With airFiber, only the installation points of the airFiber links need to be secured.

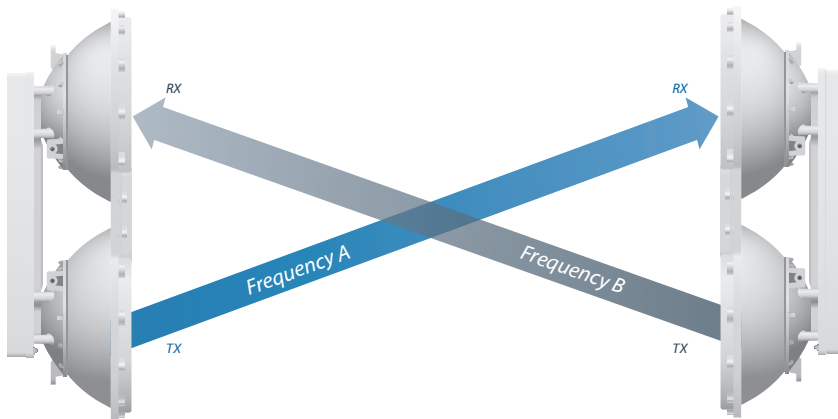
## Innovative Proprietary Modem Technology

Ubiquiti's innovative proprietary modem technology was purpose-built to address the specific challenges of outdoor, PtP (Point-to-Point) bridging and high-performance network backhauls. Every aspect of the radio has been carefully simulated and designed to optimize range, speed, and latency performance in the harshest RF noise environments.

## Synchronous Data Transmission and Reception

Conventional wireless standards impose a latency by having to receive a packet before a packet is transmitted. airFiber can transmit data synchronously without any wait time. airFiber features traditional TDD and FDD modes of operation in addition to the proprietary Hybrid Division Duplexing (HDD) mode, which provides a breakthrough in range and spectral efficiency performance.

Based on the ranging algorithm built into the air protocol, the airFiber radios use patent-pending HDD technology to calculate the propagation delay and know when each radio can transmit and receive, so they send packets in precise synchronization. Packet transmission latency is virtually eliminated.



*airFiber AF-5/AF-5U Radios in Full-Duplex Mode*

## Innovative Dual-Antenna Architecture

airFiber features a dual-independent, 2x2 MIMO, high-gain reflector antenna system. Separate yet integrated transmit (TX) and receive (RX) antennas help extend link budgets by eliminating the extra RF losses caused by the switches or duplexers required in systems with common TX/RX antennas.

## Network Management

airFiber supports a variety of features to help you manage your network:

- **Network management options** A choice between the greater security of out-of-band management and the convenience of in-band management.
- **SNMP support** Full SNMP support to aid in network management.
- **Local and remote airFiber status information** Available on the Main tab of the airFiber Configuration Interface.



*airFiber AF-5/AF-5U*




*airFiber AF-24 shown without radome*

# airFiber® 5

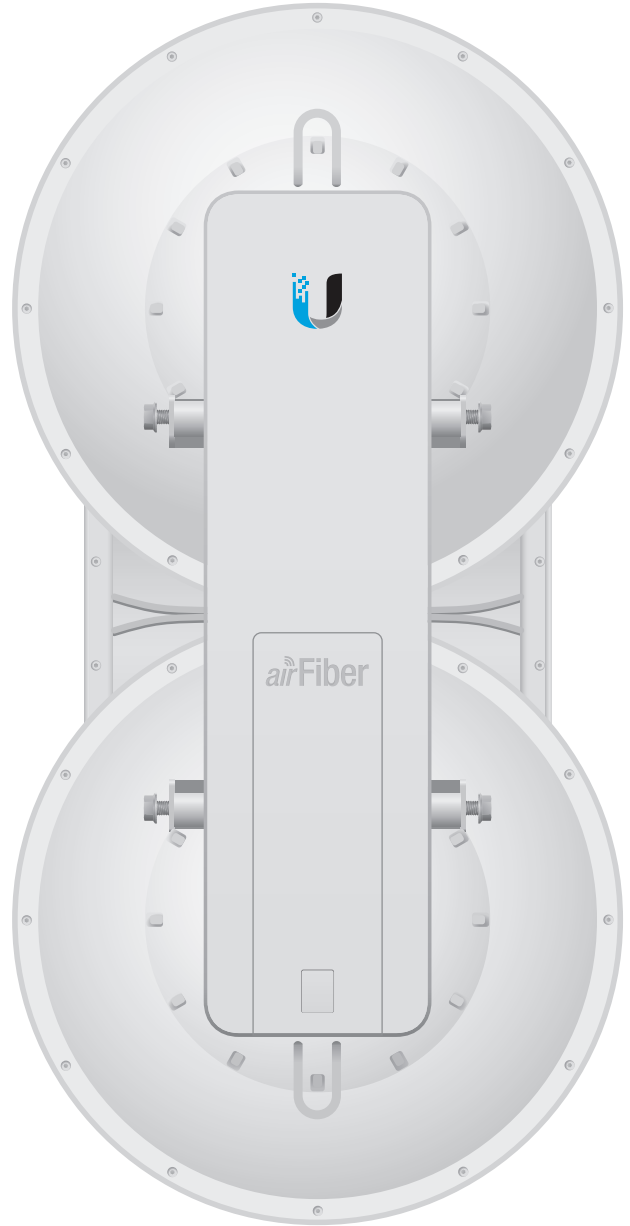
# airFiber® 5U

There are two airFiber models available for the 5 GHz spectrum. The mid-band model, AF-5, features the popular mid-band frequencies, which are freely used in many parts of the world.

The high-band (5.7 - 6.2 GHz) model, AF-5U, has robust filtering to enable co-location with devices operating in the lower 5 GHz bands while allowing operation at a higher output power in many areas of the world.



Side



Back

**1.2+ Gbps**  
Real Data Throughput

((( 5 GHz )))

**100+ km**  
← xRT →  
xtreme Range Technology

**HDD**  
TDD FDD

## Superior Processing

Ubiquiti Networks introduces our proprietary INVICTUS™ core communications processing engine. The speed, power, and efficiency of this integrated circuit enhances the performance of the airFiber AF-5/AF-5U.

## Efficient Use of 5 GHz Band


airFiber AF-5/AF-5U features 1 MHz center channel resolution with market-leading Power Envelope Tracking technology. The airFiber AF-5/AF-5U accurately and continuously controls transmit power relative to the band edge. The power level automatically tracks to optimize performance near band edges, allowing you to choose the part of the band with the least interference.

## Long-Range Links

Newly developed for the airFiber AF-5/AF-5U, the patent-pending xRT feature uses an innovative, adaptive multi-channel coding scheme to enhance radio transceiver performance, thereby maximizing your link budget and spectrum utilization – while still maintaining regulatory compliance. This results in links that can span distances from 10 m up to 100+ km.

## Quick and Easy Installation


The unique sliding-clamp design of the airFiber AF-5/AF-5U allows mounting hardware to be pre-assembled prior to installation – no more dropped screws at the top of the tower. As an added convenience, the drop-in cradle mount design allows the installer to attach mounting hardware to the pole without having to support the weight of the airFiber radio during installation.



## Radio Alignment Display

Newly designed for the airFiber AF-5/AF-5U, the Radio Alignment Display (RAD) makes aiming quicker and easier. The dual, calibrated signal strength indicators display the actual signal strength on the local and remote airFiber radios in real time. The comprehensive array of radio status indicators display the following:

- GPS synchronization status
- Master/slave mode
- RF link status
- RF overload warning
- Current modulation mode
- Link activity and speed for wired management and data ports



# Specifications

airFiber AF-5/AF-5U	
Dimensions	
Radio	938.4 x 468.4 x 281.4 mm (36.94 x 18.44 x 11.08")
Box	1042 x 573 x 502 mm (41.02 x 22.56 x 19.76")
Weight	
Radio (Mount Included)	16 kg (35.27 lb)
Box	26.5 kg (58.42 lb)
Max. Power Consumption	40W
Power Supply	50V, 1.2A PoE GigE Adapter (Included)
Power Method	Passive Power over Ethernet
Supported Voltage Range	+42 to +58VDC, -48VDC
Automatic Transmit Power Control (ATPC)	Yes
Certifications	CE, FCC, IC
Mounting	Pole Mount Kit (Included)
Wind Loading	863 N @ 200 km/hr (194 lbf @ 125 mph)
Wind Survivability	200 km/hr (125 mph)
Operating Temperature	-40 to 55° C (-40 to 131°F)
LEDs	(12) Status LEDs: Data Port Link/Activity Data Port Speed Management Port Link/Activity Management Port Speed GPS Synchronization Master/Slave Link Status Modulation Mode 0.25x to 4x, 6x, 8x, 10x (Unlabeled), Overload Remote and Local Displays (Calibrated Signal Strength)
Operating Frequency	
AF-5	
FCC 15.247, 15.407, IC RSS-210	5470 - 5600 MHz, 5650 - 5850 MHz
ETSI EN 301 893, EN 302 502	5470 - 5875 MHz
Other Regions	5470 - 5950 MHz
AF-5U	
FCC 15.247, IC RSS-210	5725 - 5850 MHz
ETSI EN 302 502	5725 - 5875 MHz
Other Regions	5725 - 6200 MHz
Interface	
Data Port	(1) 10/100/1000 Ethernet Port
Management Port	(1) 10/100 Ethernet Port
Auxiliary Port	(1) RJ-12, Alignment Tone Port
System	
Maximum Throughput	1.2+ Gbps
Maximum Range	100+ km (Dependent on Regulatory Region)
Packets per Second	1+ Million
Encryption	128-Bit AES
Uplink/Downlink Ratio	50% Fixed
Latency	
Full Duplex Mode	< 200 µs at Full Throughput
Half Duplex Mode	< 2 ms at Full Throughput
Radio Frame Synchronization	GPS
Dynamic Frequency Selection	
AF-5	CE, FCC/IC
AF-5U	CE (FCC/IC Not Applicable)
MTU (Maximum Transmission Unit)	Up to 9600

airFiber AF-5/AF-5U Suggested Max. TX Power	
10x	39 dBm
8x	43 dBm
6x	45 dBm
4x and below	47 dBm

airFiber AF-5/AF-5U Receive Sensitivity								
Rate	Modulation	Sensitivity (10 MHz)	Sensitivity (20 MHz)	Sensitivity (30 MHz)	Sensitivity (40 MHz)	Sensitivity (50 MHz)	FDD Capacity*	TDD Capacity*
10x	1024QAM	-63 dBm	-60 dBm	-59 dBm	-58 dBm	-57 dBm	1280 Mbps	640 Mbps
8x	256QAM	-70 dBm	-67 dBm	-66 dBm	-65 dBm	-64 dBm	1024 Mbps	512 Mbps
6x	64QAM	-77 dBm	-74 dBm	-73 dBm	-72 dBm	-71 dBm	768 Mbps	384 Mbps
4x	16QAM MIMO	-84 dBm	-81 dBm	-80 dBm	-79 dBm	-78 dBm	512 Mbps	256 Mbps
2x	QPSK MIMO	-90 dBm	-87 dBm	-86 dBm	-85 dBm	-84 dBm	256 Mbps	128 Mbps
1x	½ Rate QPSK xRT	-93 dBm	-90 dBm	-89 dBm	-88 dBm	-87 dBm	128 Mbps	64 Mbps
¼x	¼x QPSK xRT	-95 dBm	-93 dBm	-93 dBm	-92 dBm	-91 dBm	32 Mbps	16 Mbps

\* FDD = (2) 50 MHz channels and TDD = (1) 50 MHz channel

airFiber AF-5/AF-5U Radio Frequency	
GPS	GPS Clock Synchronization
Transceiver	
EIRP	~50 dBm (Dependent on Regulatory Region and Frequency Band)
Frequency Accuracy	±2.5 ppm without GPS Synchronization ±0.2 ppm with GPS Synchronization
Channel Bandwidth	10/20/30/40/50 MHz
Modulation	1024QAM MIMO 256QAM MIMO 64QAM MIMO 16QAM MIMO QPSK MIMO ½ Rate QPSK xRT ¼ Rate QPSK xRT
Integrated Split Antenna	
TX Gain	23 dBi
RX Gain	23 dBi
Beamwidth	6°
Front-to-Back Ratio	70 dB
Polarity	Dual-Slant Polarization
Cross-Polarity Isolation	> 28 dB

airFiber AF-5/AF-5U Capacity (Mbps)						
Rate	Modulation	Channel Width (MHz)				
		10	20	30	40	50
10x	1024 QAM MIMO	256.0	512.0	768.0	1024.0	1280.0
8x	256 QAM MIMO	204.8	409.6	614.4	819.2	1024.0
6x	64 QAM MIMO	153.6	307.2	460.8	614.4	768.0
4x	16 QAM MIMO	102.4	204.8	307.2	409.6	512.0
2x	QPSK MIMO	51.2	102.4	153.6	204.8	256.0
1x	½ Rate QPSK xRT	25.6	51.2	76.8	102.4	128.0
¼ x	¼ Rate QPSK xRT	6.4	12.8	19.2	25.6	32.0

